

MHB Series

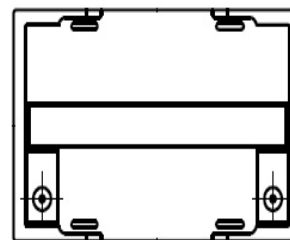
- Completely sealed and maintenance-free
- Low self-discharge
- Excellent charging and re-charging acceptance
- 100% testing before shipment
- Stable and reliable quality
- Patented grid alloy formula and updated manufacturing technique
- Cycle use: More than 260 cycles at 100% DOD
- Design life 10 years
- HR1234 high discharge rate
- Longer life longer backup

Application:

- Alarm System
- Cable Television
- Communication Equipment
- Emergency Power System
- Security System
- Medical Equipments
- UPS
- Power tools
- Control Equipments
- Toys

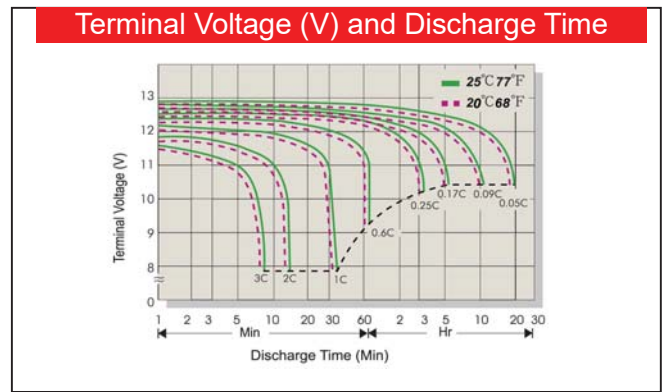
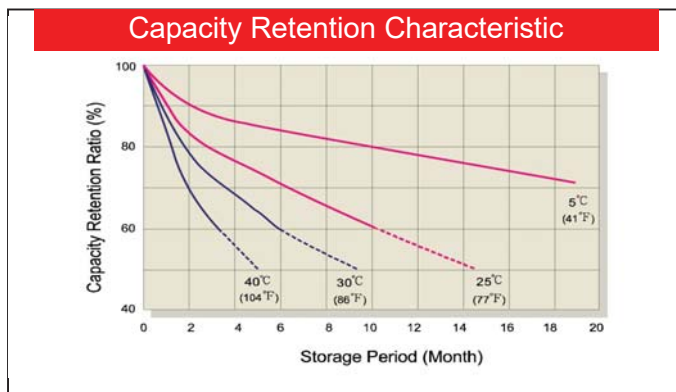
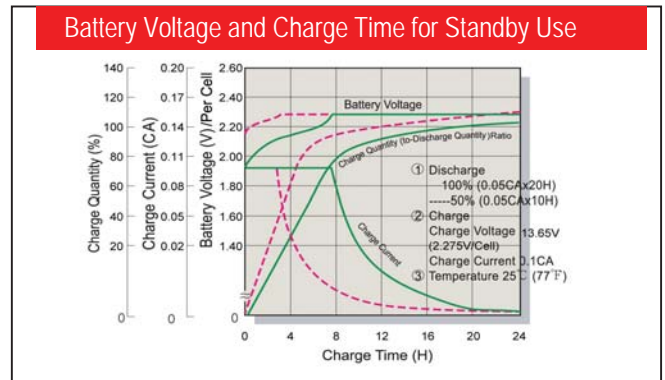
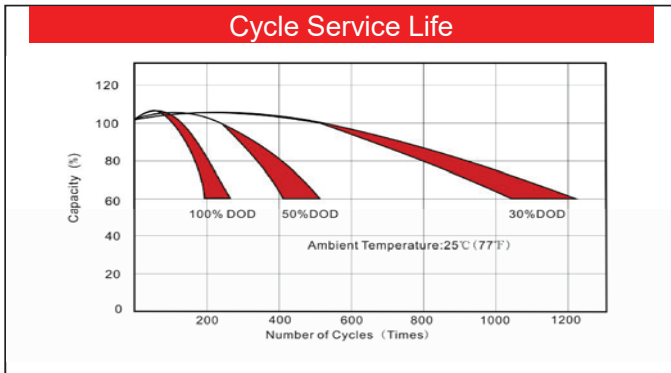
Construction:

- ComponentRaw material
- PositiveLead dioxide
- NegativeLead
- ContainerABS
- CoverABS
- SealantEpoxy
- Safety valve Rubber
- TerminalCopper
- SeparatorFiber glass
- ElectrolyteSulfuric acid



Specification:

Battery Model	MHB 9-12 12V 9.0Ah			
Designed Floating Life	10 Years			
Capacity @25°C	20Hrs(0.45A,10.5V)	10 Hrs(0.84A,10.5V)	5 Hrs(1.54A,10.5V)	1 Hr(5.62A,10.5V)
Dimensions	Length	Width	Height	Total Height
	151mm (5.94inch)	65mm (2.56inch)	94mm(3.69inch)	100mm(3.93inch)
Approx. Weight	2.60Kg (5.73lbs) ±5%			
Internal Resistance	Full charged at 25°C : ≤35mΩ			
Self Discharge	3% of capacity declined per month at (25°C)			
Capacity Affected by	40°C	25°C	0°C	-05°C
	105%	100%	85%	70%
Temp.(20HR) Charge Voltage(25°C)	Cycle use		Float use	
	14.2-14.8V(-30mV/°C)		13.6-13.8V (-20mV/°C)	



Constant Current Discharge Performance (CC, Unit: A) at 25°C*

ECV	10 Min	15 Min	30 Min	1 Hour	3 Hour	5 Hour	10 Hour	20 Hour
1.70V/Cell	19.09	14.85	9.00	5.70	2.28	1.54	0.85	0.46
1.75V/Cell	18.36	14.51	8.91	5.62	2.27	1.54	0.84	0.45
1.80V/Cell	18.00	14.29	8.82	5.38	2.26	1.53	0.83	0.45
1.85V/Cell	17.62	13.99	8.79	5.36	2.25	1.52	0.83	0.44

Constant Power Discharge Performance (CP, Unit: W) at 25°C*

ECV	10 Min	15 Min	30 Min	1 Hour	3 Hour	5 Hour	10 Hour	20 Hour
1.70V/Cell	31.3	25.5	14.6	8.6	4.1	2.8	1.6	0.8
1.75V/Cell	30.8	25.0	14.4	8.5	4.1	2.7	1.5	0.8
1.80V/Cell	29.0	24.5	14.2	8.3	4.0	2.6	1.5	0.7
1.85V/Cell	28.1	24.1	13.9	8.1	3.9	2.6	1.4	0.6

***Note:** The above data are average values and can be obtained within 3-4 charge/discharge cycles. A tolerance of $\pm 5\%$ is applicable for the above constant power discharge and constant current discharge values.

Certifications:

